

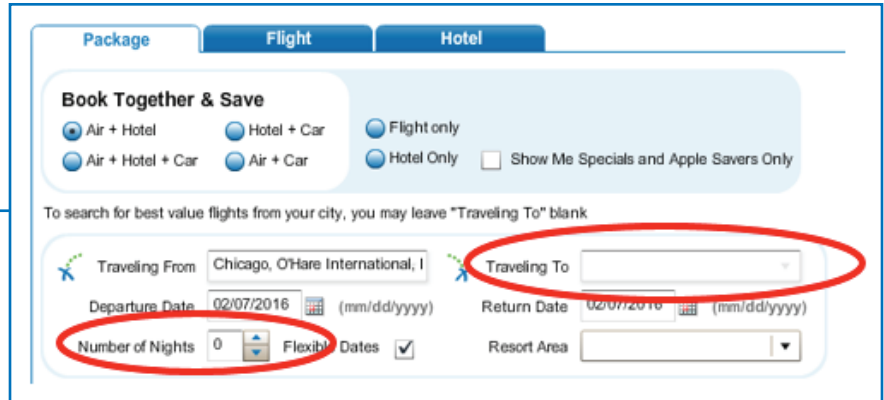
APPLE VACATIONS®

Shopping for all available
Exclusive Vacation Flights on Apple  nLine 4.0

Don't know where you want to go?

Check out all available Apple Vacations Exclusive Vacation Flights from one specific gateway.

- Leave "Traveling To" Blank
- And/or "Number of Nights" at zero



Package Flight Hotel

Book Together & Save

Air + Hotel
 Hotel + Car
 Flight only
 Air + Hotel + Car
 Air + Car
 Hotel Only
 Show Me Specials and Apple Savers Only

To search for best value flights from your city, you may leave "Traveling To" blank

Traveling From: Chicago, O'Hare International, IL

Traveling To:

Departure Date: 02/07/2016 (mm/dd/yyyy) Return Date: 02/07/2016 (mm/dd/yyyy)

Number of Nights: 0 Flexible Dates: Resort Area:

Displays:

- Multiple destinations
- Multiple durations

Overnight	Code Share	Outbound	Return	Airline	Departure	Arrival	Nights	Stops	Duration
				Frontier Airlines	ORD 02/07/16 6:00 AM	CUN 02/07/16 10:45 AM	3	0	3h 45m
					CUN 02/10/16 6:55 PM	ORD 02/10/16 9:46 PM	0	0	3h 51m
				Frontier Airlines	ORD 02/07/16 7:05 AM	PUJ 02/07/16 1:36 PM	3	0	4h 31m
					PUJ 02/10/16 2:35 PM	ORD 02/10/16 5:41 PM	0	0	5h 6m
				Aeromexico	ORD 02/07/16 7:00 AM	ZIH 02/07/16 11:45 AM	14	0	4h 45m
					ZIH 02/21/16 1:18 PM	ORD 02/21/16 5:23 PM	0	0	4h 5m
				Frontier Airlines	ORD 02/07/16 6:00 AM	CUN 02/07/16 10:45 AM	5	0	3h 45m
					CUN 02/12/16 6:55 PM	ORD 02/12/16 9:46 PM	0	0	3h 51m
				Frontier Airlines	ORD 02/07/16 7:05 AM	PUJ 02/07/16 1:36 PM	5	0	4h 31m
					PUJ 02/12/16 2:35 PM	ORD 02/12/16 5:41 PM	0	0	5h 6m
				Xtra Airways	ORD 02/07/16 7:00 AM	MBJ 02/07/16 12:00 PM	7	0	4h 0m
					MBJ 02/14/16 1:00 PM	ORD 02/14/16 4:00 PM	0	0	4h 0m

Click "Show Additional Fares"

- View different class of service offered
- Number of seats available
- Rotation

Overnight	Code Share	Outbound	Return	Airline	Departure	Arrival	Nights	Stops	Duration
				Frontier Airlines	ORD 02/07/16 6:00 AM	CUN 02/07/16 10:45 AM	3	0	3h 45m
					CUN 02/10/16 6:55 PM	ORD 02/10/16 9:46 PM	0	0	3h 51m
				Frontier Airlines	ORD 02/07/16 7:05 AM	PUJ 02/07/16 1:36 PM	3	0	4h 31m
					PUJ 02/10/16 2:35 PM	ORD 02/10/16 5:41 PM	0	0	5h 6m
					Hide Additional Fares				
				Class	Duration	Seat Availability	Rotation		
				A	4h 31m	10	1	<input type="checkbox"/> included	
				B	4h 31m	10	1	<input checked="" type="checkbox"/> included	

APPLE VACATIONS®

Need to order more Brochures?
Place your order at the Café!

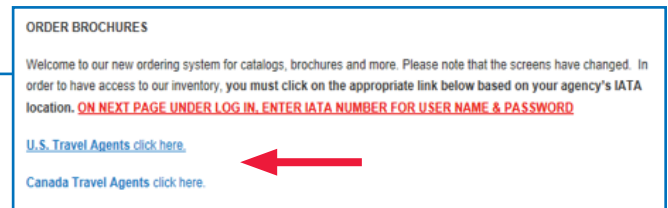


Serving Travel Agents Only

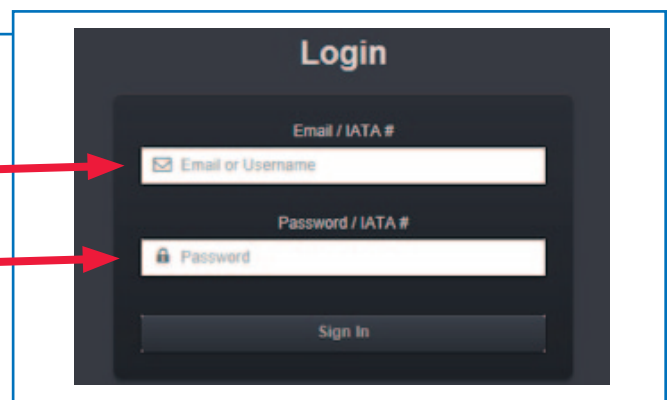
- Log into the Apple Vacation Café at <http://ta.travelagentcafe.com>
- Click “Marketing & Sales Tools”
- Highlight “Brochures”
- Click “Order Brochures”



- Select U.S. or Canada Travel Agents



- The site will redirect to our online supply house login page
- Enter your Agency Accreditation Number for username
- Enter your Agency Accreditation Number for password
- If you receive an error message, please contact the TA Support Desk



AD7833 TS 08/15

For technical support, contact TA Support at 800-727-3460 or email: TASupport@applevac.com
Office hours are MON-FRI, 8AM - 6PM CST.

APPLE VACATIONS®

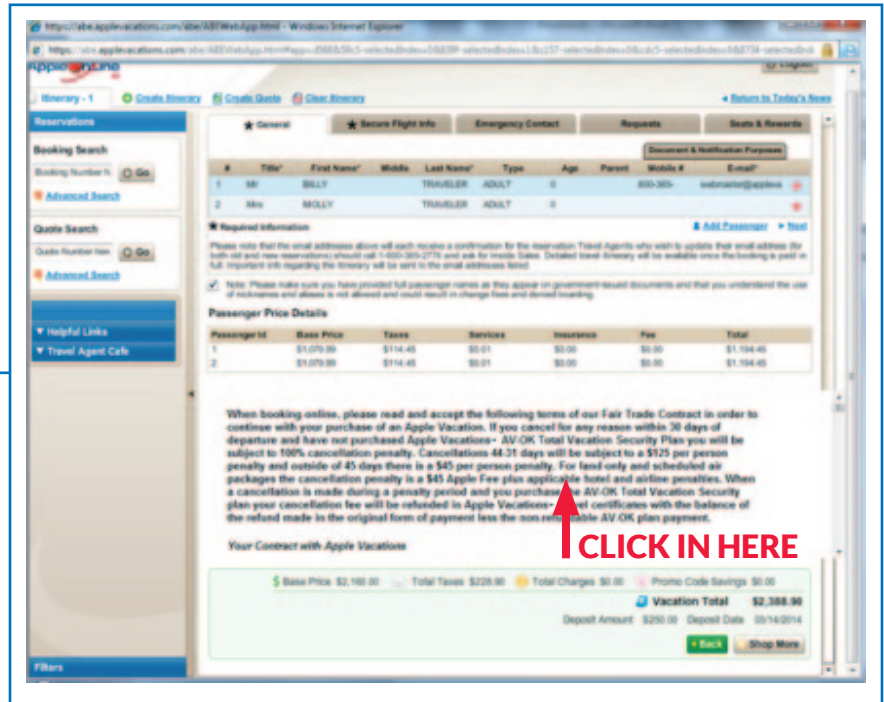
Apple Online 4.0 Helpful Tips and Tricks

Where is the “Agree” button on the Fair Trade Contract?

During the booking process, users might experience issues with not being able to see/use the **Agree or Disagree** buttons on the Fair Trade Contract. In order to view/use the Agree or Disagree buttons, the web browser’s zoom level must be 100%.

- Click once within the FTC text box
- Press and hold CTRL key
- Press either the plus key (+) to zoom
- Or press the minus key (-) to zoom out


You may also use the wheel on top of the mouse. Wheeling it towards you acts as (-) and wheeling it away from you acts as the (+).

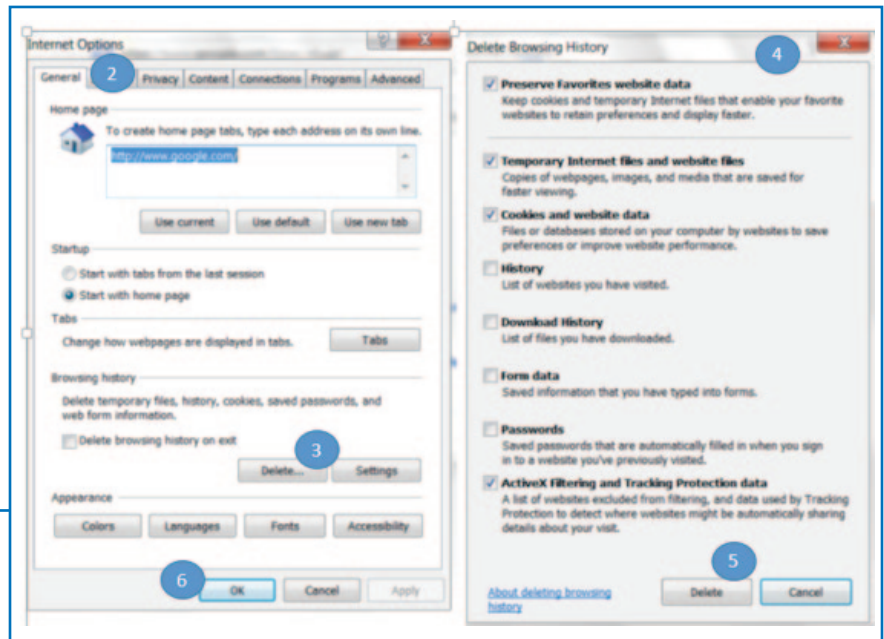


Cookies leave crumbs– Did you clean your cookies today?

Below are some factors that indicate that cookies need to be cleaned. With regular cleaning, defined as once a week or more, the following “crumbs” can be avoided.

- Getting double material
- Missing buttons like the Continue button
- “Unfortunately unable to process” error message
- Your IATAN number is missing error message
- The buttons aren’t moving forward

1. Go to Tools or , click “Internet Options” in Internet Explorer
2. Make sure it is on the “General” tab
3. Click “Delete”
4. On the Delete Browsing History page, check the same boxes as shown
5. Click “Delete”
6. This will bring you back to internet options again, click “Apply” and “OK”




APPLE VACATIONS®

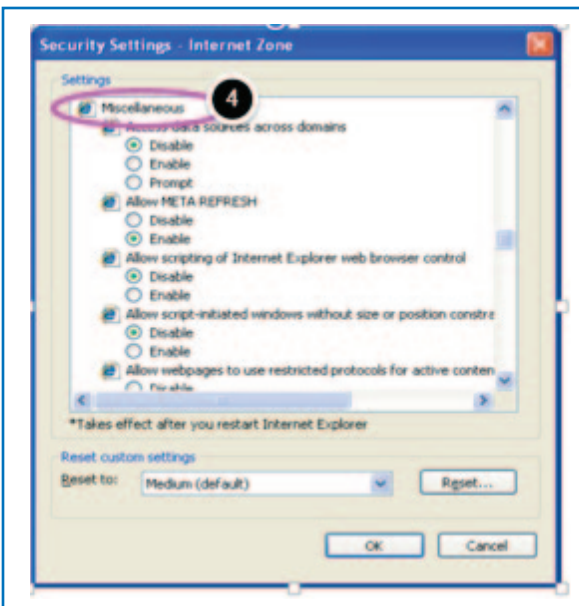
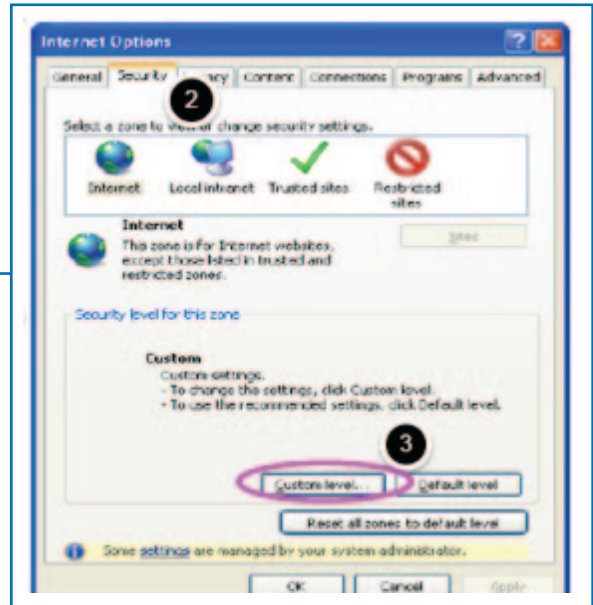
Apple[®] Online 4.0 Helpful Tips and Tricks

To see a Hotel Description

If you clicked on the hotel description link and a blank page or error message advising “page cannot be displayed” appeared, chances are a setting needs to be changed. When viewing our hotel description page, “Mixed Content” needs to be enabled.

Internet Explorer (For all other browsers, check for similar settings.)

1. Go to “Tools” or  and select “Internet Options”
2. Click the “Security” tab.
3. Click “Custom Level”

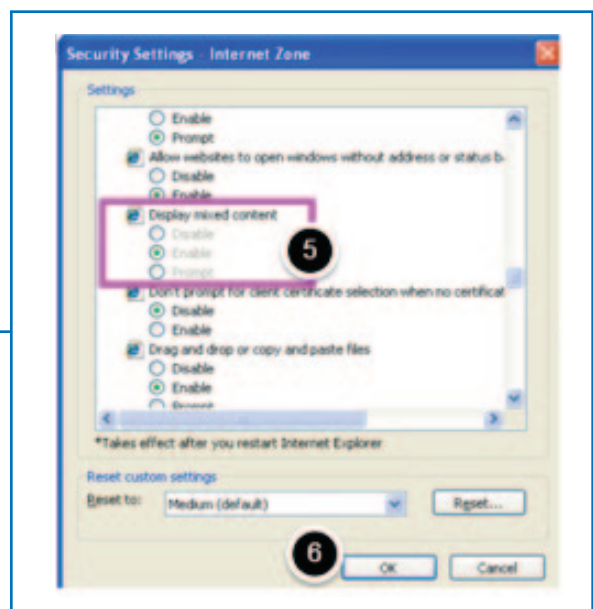


4. Scroll down to “Miscellaneous”

5. Locate the section labeled “Display Mixed Content” and click “Enable”

6. Click “OK” then click “Apply”

7. Close all Internet browsers, re-launch and try again



AD7833 TS 08/15